



ಬೃಹತ್ ಬೆಂಗಳೂರು ಮಹಾನಗರ ಪಾಲಿಕೆ  
Bruhat Bengaluru Mahanagara Palike



# BBMP COVID-19 WAR ROOM 04.11.2022



# OVERVIEW OF COVID-19 IN BENGALURU

**CASE TRENDS** ACTIVE CASES **1,579**

<u>Confirmed Cases</u>	<u>Recovered Cases</u>	<u>Death Cases</u>
<b>61</b> 18,74,945 <sup>#</sup>	<b>120</b> 18,56,376 <sup>#</sup>	<b>0</b> 16,990 <sup>#</sup>

**HOSPITALIZATION** **7**

<u>ICU – V</u>	<u>ICU</u>	<u>HDU</u>	<u>General</u>
-	<b>1</b>	-	<b>6</b>

INCLUDES GOVT. QUOTA AND PRIVATE WALK-IN HOSPITALIZATION

**VACCINATION** **419** 2,04,77,655<sup>#</sup>

<u>First Dose</u>	<u>Second Dose</u>	<u>Precaution Dose</u>
<b>37</b> 96,77,499 <sup>#</sup>	<b>62</b> 94,79,154 <sup>#</sup>	<b>320</b> 13,21,002 <sup>#</sup>

**TRIAGING**

<u>MTU</u>
<b>2</b>

**ACTIVE CZs**

<b>0</b>
----------

**TESTING** **1,827** 3,19,47,712<sup>#</sup>

<u>RAT</u>	<u>RTPCR</u>
<b>383</b>	<b>1,444</b>

Positivity :5.10%  
\*FOR LAST 7 DAYS

**Tele Triage**

<b>55</b>
-----------

**Clusters (> 5 cases)**

<b>0</b>
----------

# : indicates cumulative numbers till date



# ABSTRACT OF COVID-19 SCENARIO IN BENGALURU


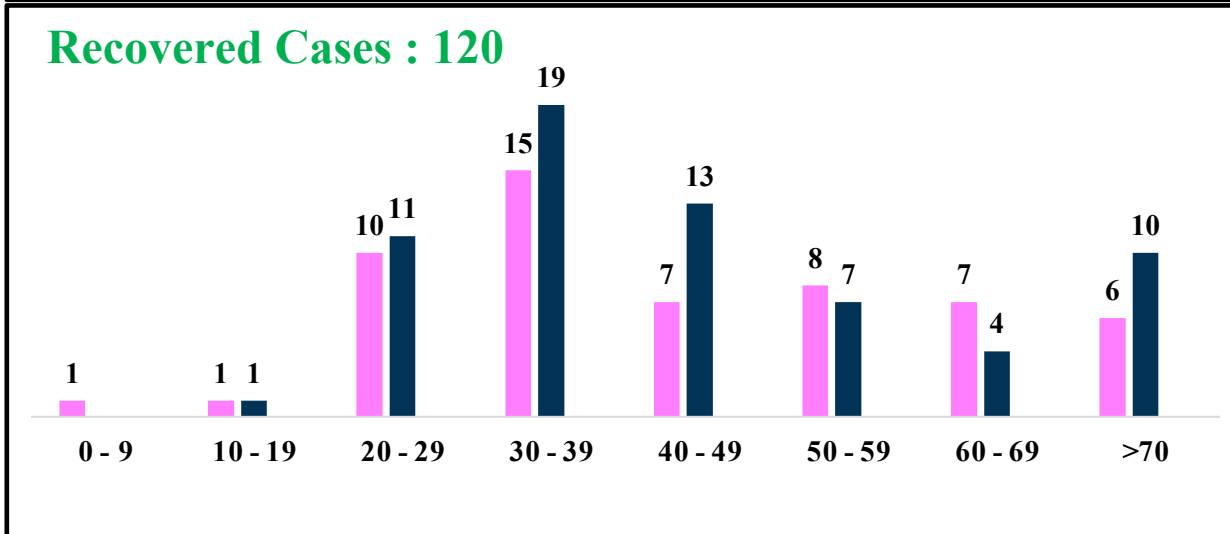
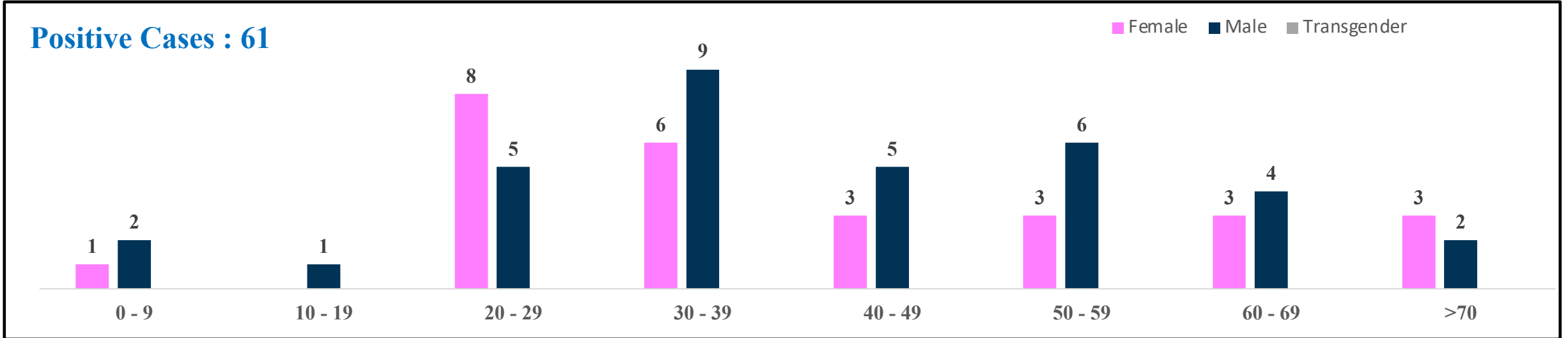


	MALE			FEMALE			TRANSGENDER			TOTAL		
	Last 24 Hours	Last 7 Days	Cumulative	Last 24 Hours	Last 7 Days	Cumulative	Last 24 Hours	Last 7 Days	Cumulative	Last 24 Hours	Last 7 Days	Cumulative
<b>Positive Cases</b>	34	300	11,04,940	27	232	7,69,113	0	0	196	61	532	18,74,945
<b>Recovered Cases</b>	65	405	10,93,043	55	296	7,63,239	0	0	187	120	701	18,56,376
<b>Death Cases</b>	0	0	10,760	0	0	6,226	0	0	4	0	0	16,990
<b>Total Tests Done</b>	<b>In Last 24 hrs. : 1,827</b>			<b>In last 7 days : 10,423</b>			<b>Cumulative : 3,19,47,712</b>					
<b>Vaccine Doses Administered</b>	<b>In Last 24 hrs. : 419</b>			<b>In last 7 days : 3,222</b>			<b>Cumulative : 2,04,77,655</b>					
<b>ACTIVE CASES</b>							<b>1,579</b>					

\*Covid deaths occurred today : 00 | Covid deaths occurred beyond last 24hrs., reported today : 00

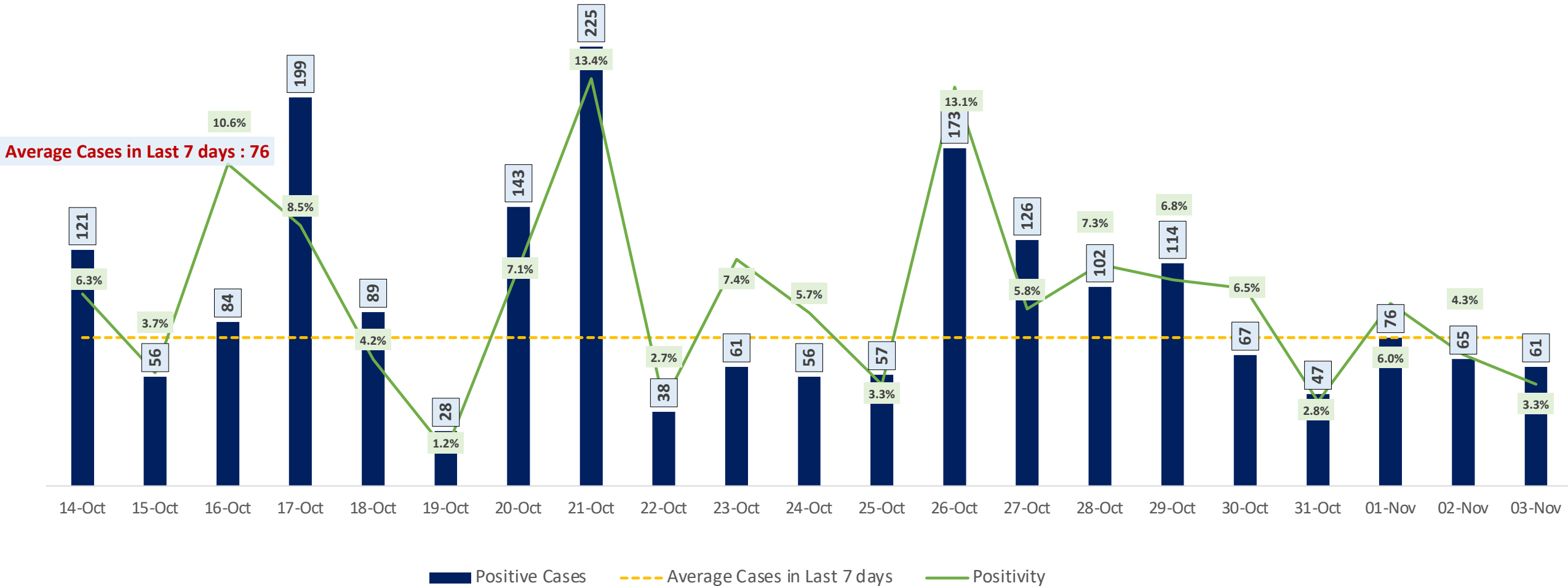


# LAST 24 HOURS AGE GROUP AND GENDER WISE DISTRIBUTION





# POSITIVITY RATE OF BENGALURU – LAST 21 DAYS

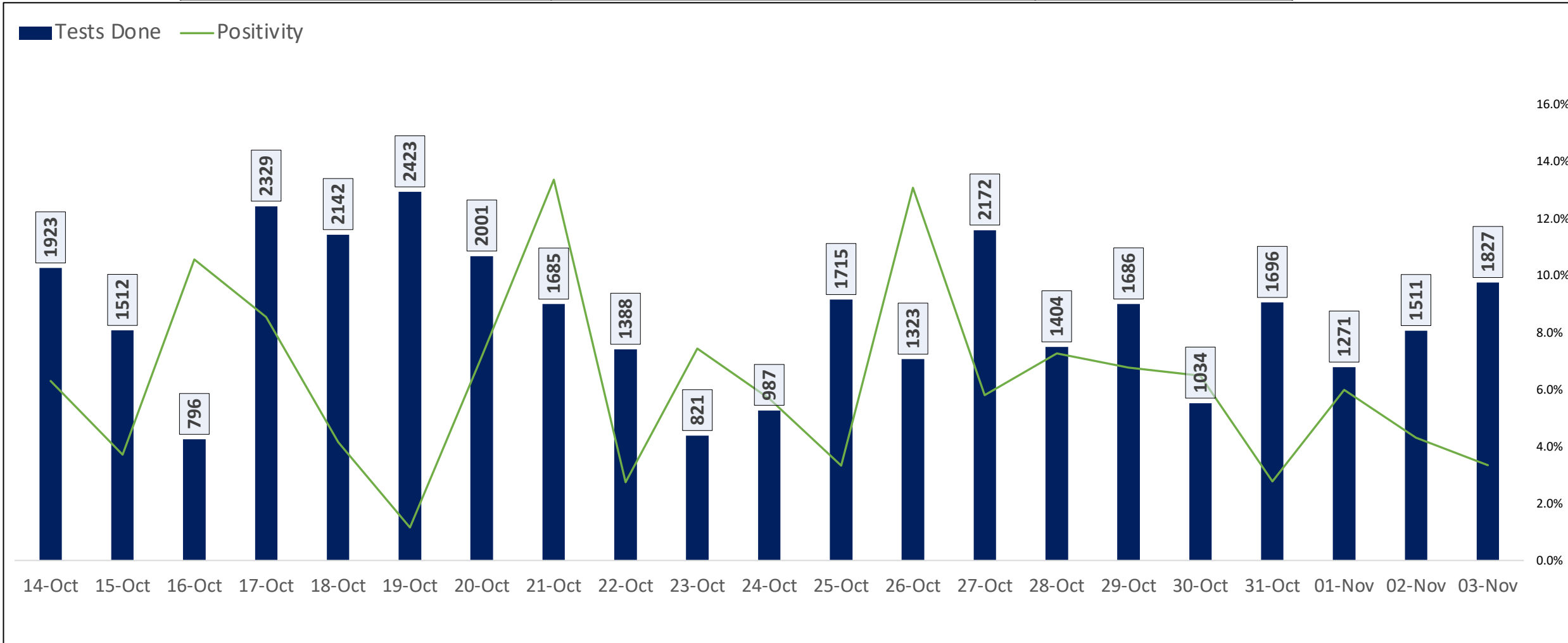




# TESTING TRENDS IN BENGALURU



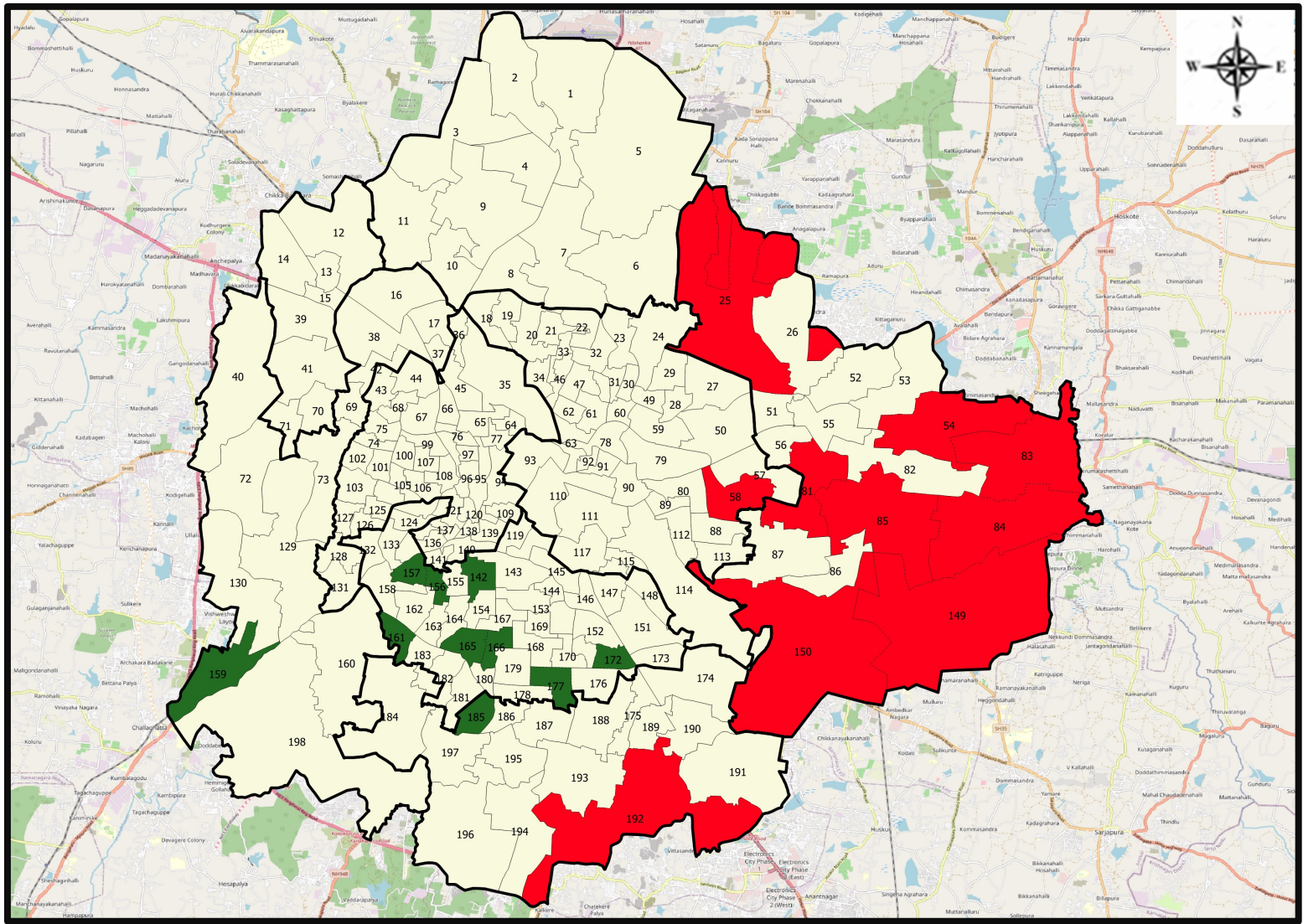
Total Test Conducted Till Date	Test Conducted Last 24 hours	Last 7 Days Average
3,19,47,712	1,827	1,489







# BENGALURU URBAN MAP SHOWING TREND OF POSITIVE CASES IN LAST 7 DAYS



## Top 10 wards reporting highest number of positive cases in last 10 days

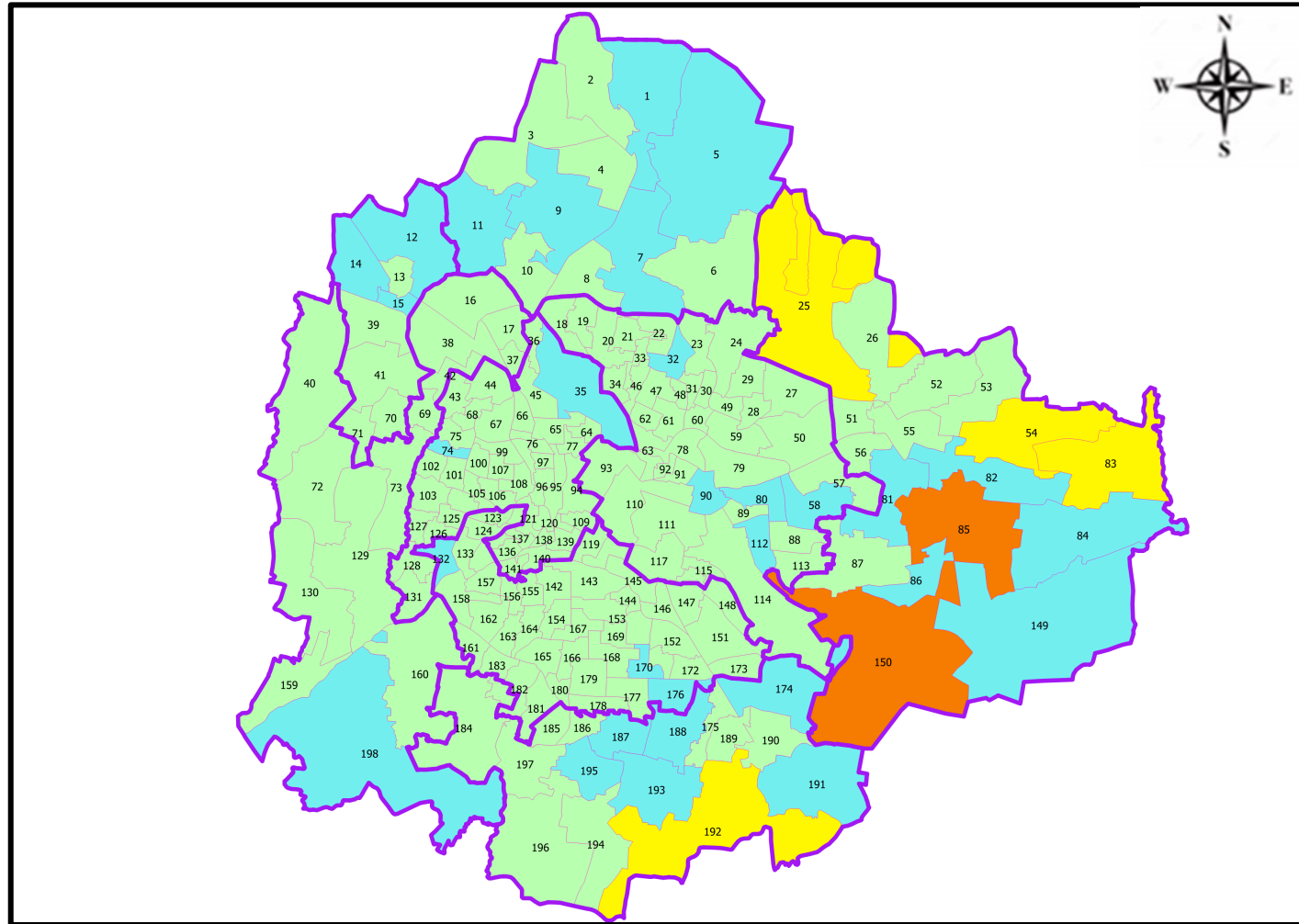
Ward No.	Ward Name	Daily Cases Average
150	Bellanduru	7
85	Dodda Nekkundi	4
25	Horamavu	3
83	Kadugodi	2
84	Hagadur	2
54	Hudi	2
58	New Tippasandra	1
81	Vijnana Nagar	1
149	Varthuru	1
192	Begur	1







## Top 10 wards reporting least number of positive cases in last 7 days

Ward No.	Ward Name	Daily Cases Average
185	Yelchenahalli	0
177	J P Nagar	0
172	Madivala	0
166	Karisandra	0
165	Ganesh Mandiara Ward	0
161	Hosakerehalli	0
159	Kengeri	0
157	Gali Anjaneya Temple	0
156	Srinagara	0
142	Sunkenahalli	0



# BENGALURU MAP SHOWING INTENSITY OF POSITIVE CASES IN LAST 7 DAYS



-  **Level 1 : 0 to 3 Cases**
-  **Level 2 : 3 to 10 Cases**
-  **Level 3 : 10 to 20 Cases**
-  **Level 4 : 20 to 50 Cases**
-  **Level 5 : More than 50 Cases**
-  **Zone Boundaries**

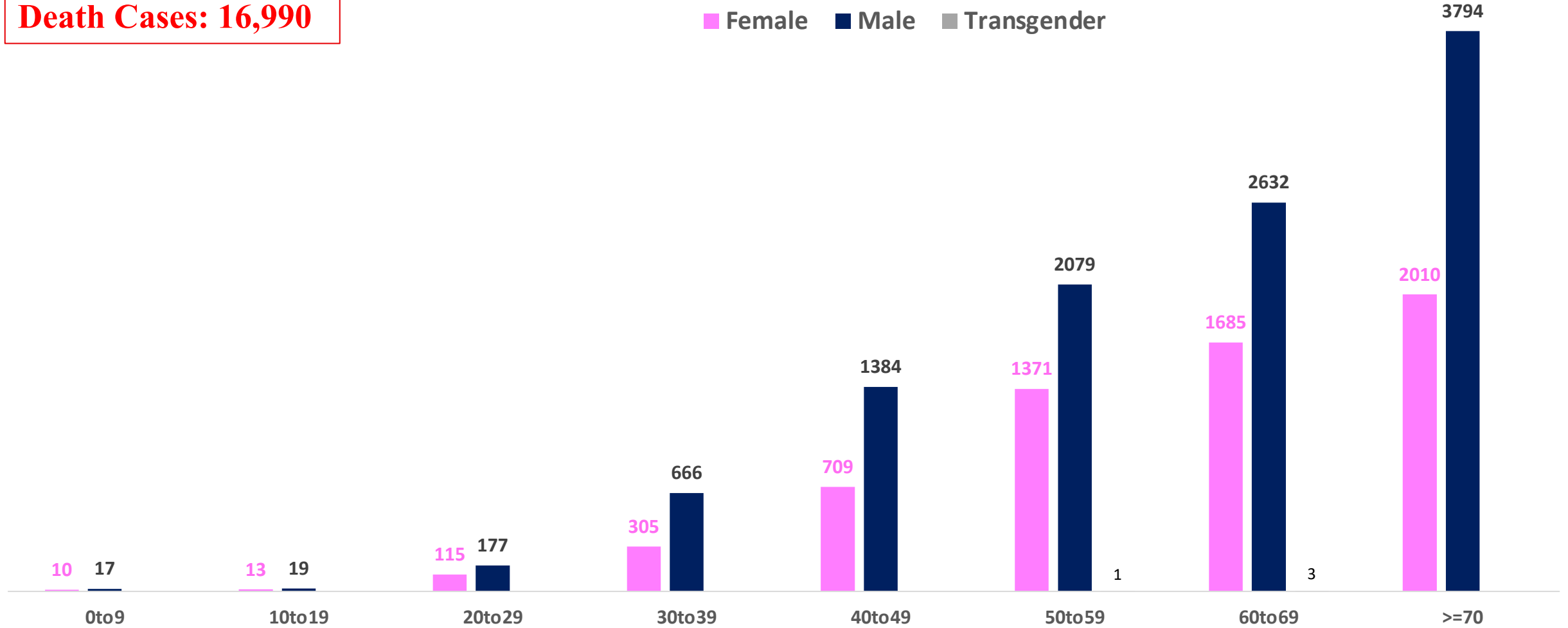




# AGE AND GENDER WISE DISTRIBUTION OF DEATH CASES



**Death Cases: 16,990**





# COVID-19 SCENARIO IN BENGALURU AND OTHER METROPOLITAN CITIES



CITY NAME	Positive Cases	Active Cases	Recovered	Deceased	Vaccine Doses Administered
New Delhi	20,06,324	306	19,79,509	26,509	3,73,17,328
Bengaluru*	18,74,945	1,579	18,56,376	16,990	2,37,78,980
Mumbai	11,53,245	584	11,32,921	19,740	2,21,34,555
Chennai	7,92,721	299	7,83,352	9,070	1,13,96,462

Source : <https://dashboard.cowin.gov.in/> at 5:00pm (04.11.2022)  
Source : <https://www.covid19bharat.org/> at 5:00pm (04.11.2022)

\*includes BBMP & Bengaluru Urban



# SNAPSHOT OF COVID-19 CASES IN BENGALURU URBAN



**Total Wards With  
<= 5 Cases\* :  
168**

**Tests Conducted  
on 03.11.2022:  
1,827**

**Recovery  
Rate\*:  
99.01%**

**Total  
Active Cases :  
1,579**

**Total Vaccinated  
on 03.11.2022:  
419**

**Positivity  
Rate\* :  
5.10%**

**Active  
Rate\*:  
0.08%**

**Case  
Fatality Rate\* :  
0.00%**





\*Total positive cases In the past 7 days

\*CFR and positivity is for Past 7 days



ಬೃಹತ್ ಬೆಂಗಳೂರು ಮಹಾನಗರ ಪಾಲಿಕೆ  
Bruhat Bengaluru Mahanagara Palike



<b>Download BBMP Bulletin</b>	<a href="https://apps.bbmpgov.in/covid19/mediabulletin.php">https://apps.bbmpgov.in/covid19/mediabulletin.php</a>
<b>To register for vaccination :</b>	<a href="https://selfregistration.cowin.gov.in/">https://selfregistration.cowin.gov.in/</a>
<b>BBMP COVID19 Dashboard:</b>	<a href="https://apps.bbmpgov.in/covid19/">https://apps.bbmpgov.in/covid19/</a>
<b>Follow us on:</b>	 <a href="http://www.facebook.com/bbmp.comm1/">www.facebook.com/bbmp.comm1/</a>
	 <a href="https://twitter.com/BBMPCOMM">twitter.com/BBMPCOMM</a>
	  <a href="https://www.instagram.com/BBMPSplHealth">BBMPSplHealth</a>



Issued by:

Honorable Chief Commissioner, BBMP  
Special Commissioner Health & IT, BBMP  
MD, Bengaluru Smart City Limited

THANK YOU !

